

SLATS ONLY (FOR IN-GROUND AND ABOVE-GROUND COVERS)


SPEEDY
Slatted Cover
Speedy fabrication required:
 Yes No

FROM NOVEMBER TO MARCH

APRIL

FROM MAY TO AUGUST

SEPTEMBER, OCTOBER

D+5
D+6
D+7
D+6

Customer N°:	Customer reference:	Order form date:
--------------	---------------------	------------------

Company contact details: Surname: Postcode: City: Country: Phone: E-mail: Contact in case of missing measurements:	Delivery address: Name: Address: Postcode: City: Country: Access: <input type="checkbox"/> Semi-trailer <input type="checkbox"/> Carrier Other: Fill in the truck access checking guide on p. 103. <input type="checkbox"/> Pick up at DEL Brécé factory (35530 Brécé, FRANCE)
--	--

 New build pool Existing pool: In order to avoid taking again measurements of the pool, please indicate the invoice number, order number or reference of the original cover made:

SLATS
Opaque PVC 84 slats
Choose Opaque PVC 69 slats if your pool is wider than 5.05m.
 White Grey

Solar polycarbonate slats - 69 mm (not compatible with bromine treatment)

 Crystal black Silver Crystal blue* Crystal* Crystal brown* Crystal green*

 Leave one slat out of three without end cap to ease the sliding of the slats: AD side BC side

By default, all endcaps will be installed.

Additional lead time for slats over 6 m long. *Additional lead time

Opaque PVC 69 slats
 White Beige Grey Blue*

 Leave one slat out of three without end cap to ease the sliding of the slats: AD side BC side

By default, all endcaps will be installed.

Additional lead time for slats over 6 m long. *Additional lead time.

STAIRS OR SLAT CUT-OUT
 Roman stair Square stair Trapezoid stair Slat cut-out (attach a plan)

LOCKING KITS
 Pushlock
 White Beige Grey Dark grey Blue Argile green

 Quicklock + Tool (only for opaque PVC 69 and solar polycarbonate slats):
 White Beige Grey

 White straplock kit (only for opaque PVC 69 and solar polycarbonate slats):
 Concrete coping anchors Wood coping anchors

Fittings:
 Insert mount

 Surface mount

 Hanging mount

 High hanging mount (Pushlock only)


Only the Pushlock kit is compatible with the Rollinside automatic cover

CURRENT AUTOMATIC COVER
In-ground:
 Rollinside: 1 side 2 sides - Edge/decking distance (on 1 side):.....cm

- Total pool depth (on 2 sides):.....cm

 Rollenergy Evolution

 Rollin

 Other:

Above-ground:
 Tixit Moon Contura Rollover Rolleasey 2

Other :

Above-ground mobile:
 Moove'O

Other :

WINTER SHIFT / PROTECTIVE COVERING
Ivernea: Yes **Fill in the order form on p. 132.** No

Ivernea Plus: Yes **Fill in the order form on p. 132.** No

Customer N°:	Customer reference:	Order form date:	Company:
--------------	---------------------	------------------	----------

POOL TYPE

Polyester shell

- Brand:

- Model:

Concrete Resin Wood

Polystyrene block Metal

WATERTIGHTNESS

Liner* On-site lining

Tiles Coated

Other:

* For a sharp radius liner, a radius of 5 cm will be made on your slats.

POOL

Diagonals

Diagonal AC = cm

Diagonal BD = cm

Overflow

Yes (by default 1 every 4 m on each length) on AB BC CD AD

No

Infinity control box (we recommend the Pushlock hanging mount kits)

INFO

For an overflow pool, the hanging mount kits will be delivered in raw stainless-steel.

! INTERIOR POOL DIMENSIONS BE TAKEN AT THE WATER LINE AFTER WATERTIGHTNESS HAS BEEN MADE

Skimmer thickness

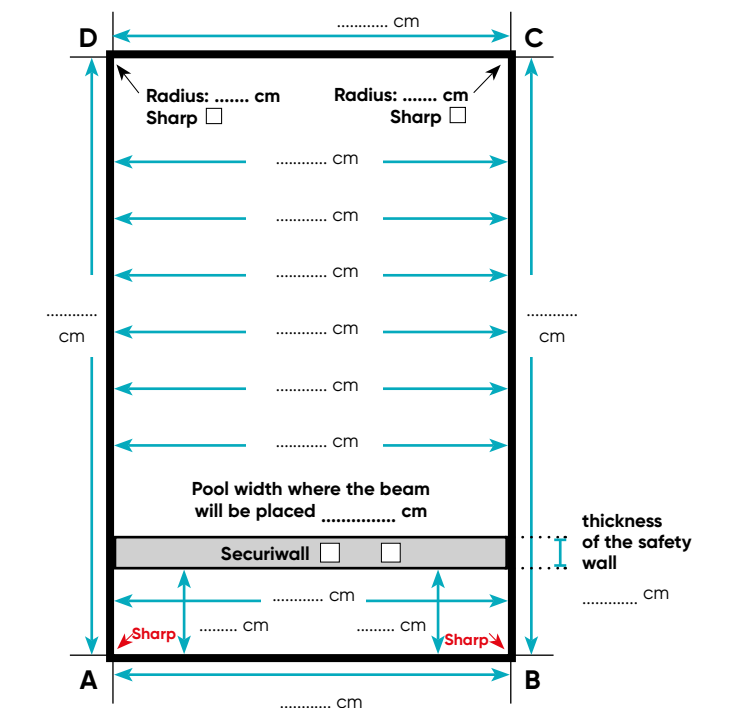
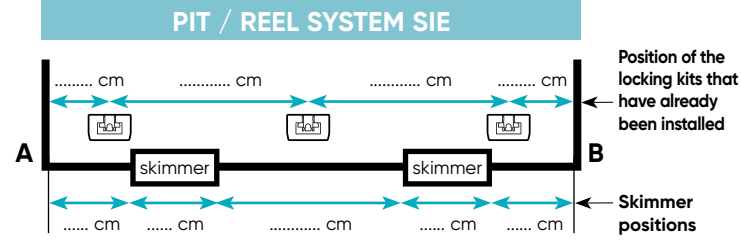
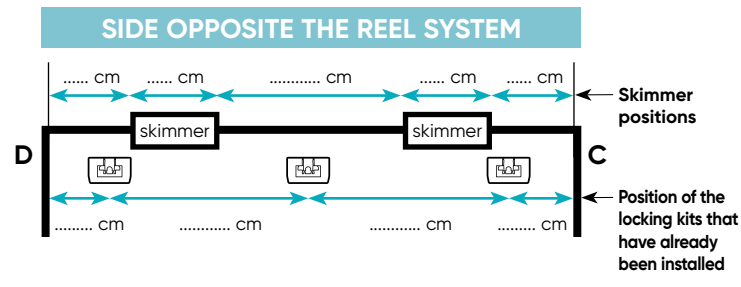
Flush Proud of cm

Skimmers on the widths indicate them on the drawing

Skimmer in the pit

Skimmers on the lengths: BC AD

Stairs (see p. 100).



skimmer : Indicate the exact skimmer positions.

: Indicate the positions of the locking kits that have already been installed.

To comply with the French NF P90-308 safety standard, the locking kits must be installed in accordance with our recommendations in the technical instructions leaflet. The positioning of the locking kits will be determined by CF group according to the configuration of your pool. A detailed will be sent to you when your cover is delivered.

Limits of use: To comply with all NF P90-308 standards, that it is essential that all the elements making up this safety cover (mechanics, slats, motorization...) must come from CF group. If this is not the case, we will not be able to issue this certificate.

Limits of use: DEL covers for overflow pools can only be compliant if the pool is equipped with an Infinity box-type device for automatically lowering the water level by at least 2 cm when the cover is closed.

At present, DEL covers with a removable form on a side are not compliant with standard NF P90-308. Unless the alarm manufacturer specifies otherwise, immersion alarms are not compatible with DEL covers.

! TUBE / REEL SYSTEM SIDE = AB



STAIR SLATS - DRAWING

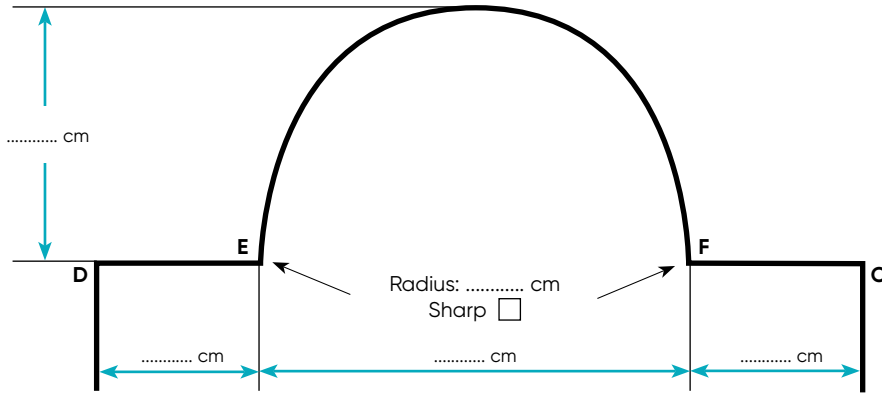
Customer N°:	Customer reference:	Order form date:	Company:
--------------	---------------------	------------------	----------

 : Indicate the exact skimmer positions

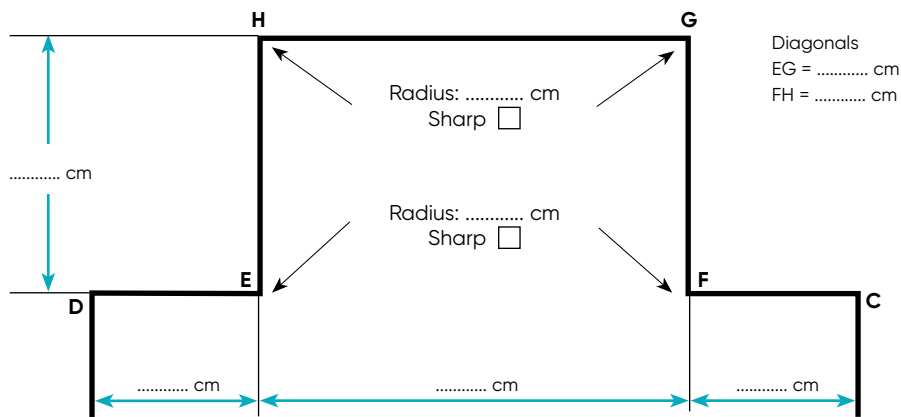
 : Indicate the position of the locking kits that have already been installed

ROMAN STAIR

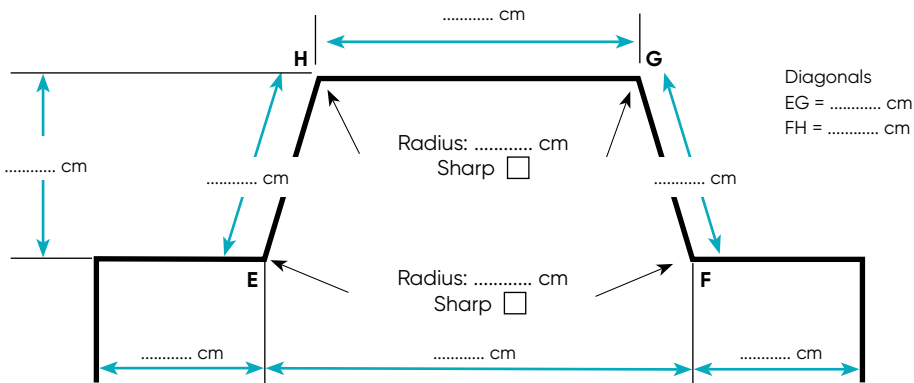
We recommend the use of the measurement-taking order triangulation form
See order form on p. 101.



SQUARE STAIR



TRAPEZOID STAIR



TRIANGULATION DRAWING FOR STAIR SLATS

Customer N°:	Customer reference:	Order form date:	Company:
--------------	---------------------	------------------	----------

CD = cm

EF = cm

CF = cm

ED = cm

EP = cm

E1 = cm

E2 = cm

E3 = cm

E4 = cm

E5 = cm

E6 = cm

E7 = cm

F1 = cm

F2 = cm

F3 = cm

F4 = cm

F5 = cm

F6 = cm

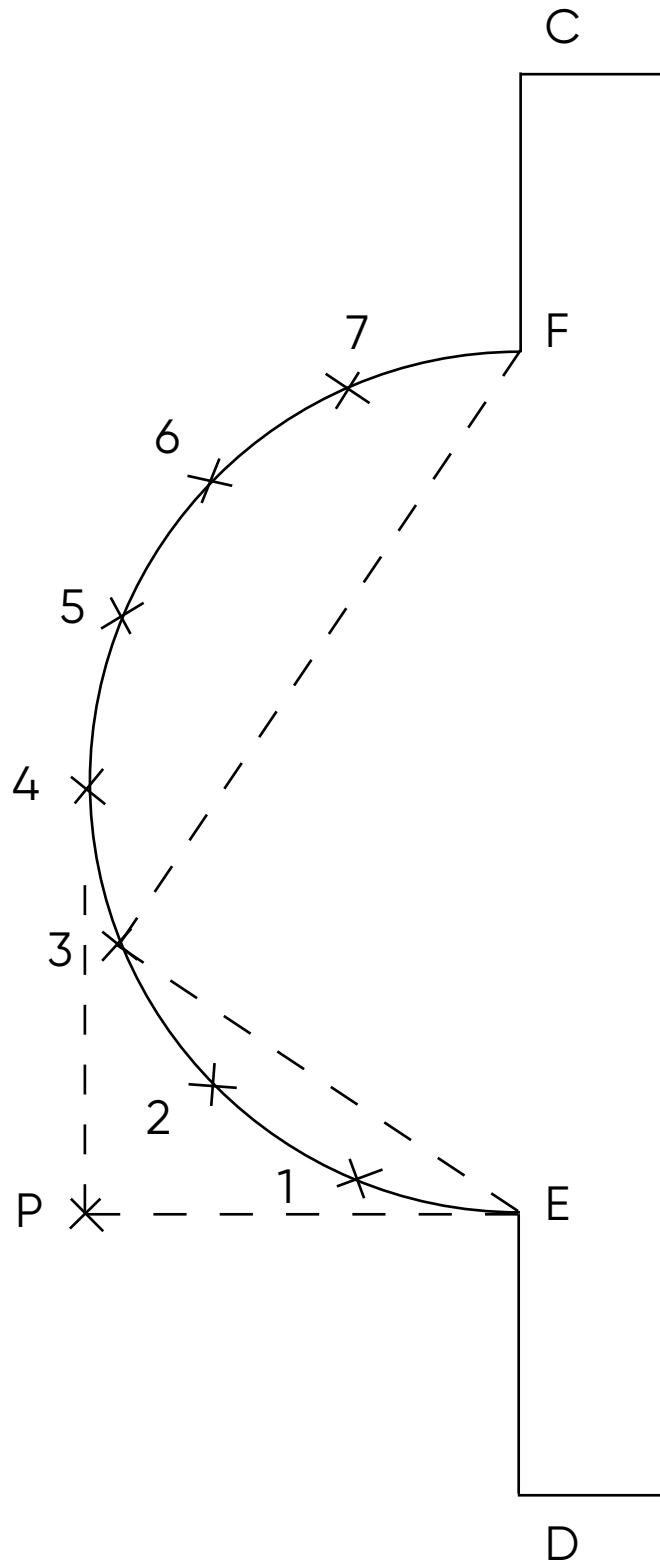
F7 = cm

Corner radius C =cm

Corner radius D =cm

Corner radius E =cm

Corner radius F =cm



TRUCK ACCESS CHECKING GUIDE

Company name:	Customer reference:
---------------	---------------------

i INFO

To allow us to deliver to you with maximum efficiency, please fill in this questionnaire carefully. We decline all liability in the event of the required delivery location being inaccessible due to the indications you have provided. Any new deliveries will be invoiced to you. Thank you for your understanding.



ORDERED EQUIPMENT

Automatic slatted cover
 Bar cover
 Bubble cover (over 4.50 m)
 Pool kits solutions/above-ground pools

ROAD SIGNAGE LEADING TO THE REQUESTED DELIVERY POINT



Have you already seen this type of road sign on the road that leads to the requested delivery point?

Yes If so, please indicate which ones:
 No

ACCESS TO THE REQUESTED DELIVERY POINT: TYPES OF VEHICLE LIKELY TO HAVE ACCESS

Below are different vehicle types. Indicate which types are likely to be able to pass in front of the requested delivery location.

 Tractor + trailer (38 tonnes): <input type="checkbox"/> Yes <input type="checkbox"/> No	 Semi-trailer (38 tonnes): <input type="checkbox"/> Yes <input type="checkbox"/> No	 Small carrier (19 tonnes): <input type="checkbox"/> Yes <input type="checkbox"/> No	 Small truck (<6 tonnes): <input type="checkbox"/> Yes <input type="checkbox"/> No
 Garbage trucks: <input type="checkbox"/> Yes <input type="checkbox"/> No	 Concrete mixer trucks: <input type="checkbox"/> Yes <input type="checkbox"/> No	 Fuel delivery trucks: <input type="checkbox"/> Yes <input type="checkbox"/> No	 Small van: <input type="checkbox"/> Yes <input type="checkbox"/> No

TRUCK CLEARANCES: DETAILS

Be careful of the truck clearance: Is the delivery address subject to one of the below situations ?

 Electric cables: <input type="checkbox"/> Yes <input type="checkbox"/> No	 Low branches: <input type="checkbox"/> Yes <input type="checkbox"/> No	 Corners of roads: <input type="checkbox"/> Yes <input type="checkbox"/> No
---	--	--

OTHER INDICATIONS, PLEASE DESCRIBE

IVERNEA & IVERNEA PLUS WINTER PROTECTION COVERS

Customer N°:	Customer reference:	Order form date:
--------------	---------------------	------------------

Company contact details: Surname: Postcode: City: Country : Phone: E-mail: Contact in case of missing measurements:	Delivery address: Name: Address: Postcode: City: Country..... Phone (person to contact) Access: <input type="checkbox"/> Semi-trailer <input type="checkbox"/> Carrier Other: <input type="checkbox"/> Pick up at DEL Brécé factory (35530 Brécé, FRANCE)
--	---

New pool Existing pool: to avoid re-taking the measurements, please indicate the invoice n°, order n° or delivery document n° for the original cover:

Caution, Ivernea and Ivernea Plus covers are not compatible with a solar PVC slat cover.

SLATS

In-ground (decking above water)
 In-ground (decking under water)
 Above-ground (without covering)
 Above-ground (with covering)

MODEL / COLOUR

Ivernea:

Green Blue Beige Grey

Ivernea plus:

Ivernea Plus

POOL DIMENSIONS

(for in-ground covers, indicate the size excluding the pit)

Length: cm

Width: cm

Diagonals

Diagonal AC = cm

Diagonal BD = cm

Diagonals taken at sharp corners.



CORNER RADIUS

A = cm

B = cm

C = cm

D = cm

STAIRS

Yes No

SHAPE:

Square Roman

Indicate the stair position:

On the AB width On the CD width

Along the AD length Along the BC length

FILTRATION BLOCK / CUT

Yes (supply a drawing) No

FITTINGS

Bungee-clip

OPTION

Additional bungee clip(s): quantity: recommended for windy regions.

Additional anchors for windy regions: quantity:

